

# beaford



**plastic  
free**

Recycle your beaford newspaper  
into a plastic free christmas tree...  
we need at least 100 modules - can you help?!



✂ Cut a full spread into 4 equal sections



✂ Cut each section into 4 equal strips -  
you should now have 16 strips of paper -  
(this will make 16 modules)




Fold each strip in half from top to bottom




Fold the top right hand corner  
down to line up with the straight  
edge on the left hand side (this will  
leave a small strip exposed along  
the bottom)






Fold the exposed strip at the bottom up (the crease should start where the top triangle stops)




Open the top triangle and tuck the fold inside (this will leave you with a square)



Fold the two opposite corners in to the line at the centre (this will leave you with a kite)

**Ta dah!**  
**You have**  
**completed**  
**a module...**  
**just 99 more**  
**to go!**



Leave your finished modules with the staff at Boston Tea Party and they will be assembled into a Plastic Free Christmas Tree by our Education Leader & Origami Artist Caroline Preston. They will be displayed in the cafe for Christmas time.

If you'd like to try and create your own tree visit [beaford.org/news](http://beaford.org/news) to find links to the 'construction' video

**be** plastic  
**free**

**Boston Tea Party**